



Datasheet

Controller	
Defrost	Automatic
High/Low Temp. Alarm	Yes
Open Door Alarm	Yes
Probe Failure Alarm	Yes
Power Failure Alarm	Option
USB Connection	Yes
Datalogging	Yes

Features	
Lock	Yes
LED Light	Yes
Safety Thermostat	Option
Battery Backup for Controller, 48h	Option
Porthole	Yes
Dry Contact	Yes
Door	Standard: Solid Option: Glass
Door Features	Automatic Closure
Door Reversibility	Yes

Construction	
Outer Dimensions, HxWxD	1919x595x638
Inner Dimensions, HxWxD	1587x518x460
Volume Gross/net, L	381 / 351
Weight Gross/Net, kg	101 / 99
Material Inner Cabinet	PVC
Material Outer Cabinet	Painted Steel
Insulation Thickness, mm	35
Insulation Type	Polyurethane with Cyclopentane
Refrigerant	R600a
Air Distribution	Forced Air
Mobility	Standard: Adjustable Feet Option: Castors

+20°C
+2°C



AKS 397

Biomedical Refrigerator



LOW NOISE



ENVIRONMENT FRIENDLY



USER FRIENDLY

Operation	
Temperature Range, C°	+2 to +20
Noise, dB	41
Energy Consumption 24/h, kWh	Solid: 0,7
Frequency, Hz	50
Power Supply, V	220 / 240
Instant Power Consumption	N/A
K-Value	N/A
Heat Rejection	N/A

Storage	
BioChill™ Shelves (Standard/max)	5 / 21
Half shelf (Standard/max)	1 / 1
Shelf material	Aluminum
Max Loading pr. Shelf, kg	20
BioChill™ Drawers Max. Fit	1
Drawer Material	Aluminum
Max Loading pr. Drawer, kg	18



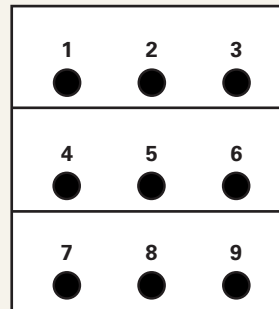
Temperature Mapping

Test overview

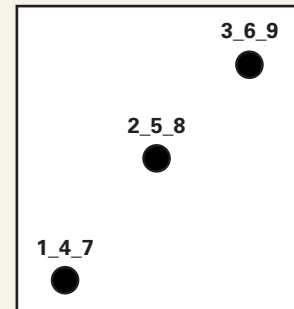
Test type	9-point test
Test environment	Controlled conditions, empty cabinet
Ambient temperature	20°C
Humidity	60%
Set-point	5°C
Sensors used	25gr tinned brass formed as a cylinder with a diameter of 15,2mm
Installation	Appliance installed according to instruction manual conditions
Refrigerant	R600a

Sensor position

Front View



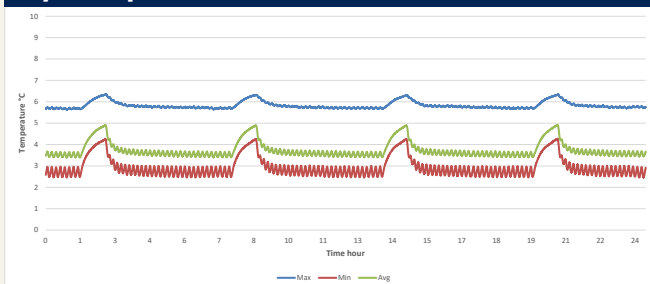
Top View



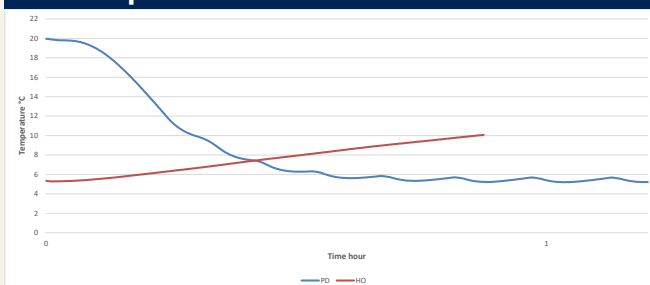
Sensor temperature

Sensor position	P1	P2	P3	P4	P5	P6	P7	P8	P9
Max.	6,3	4,9	4,9	5	4,8	5	4,8	4,3	4,4
Avg.	5,8	4,2	4,2	3,3	3,2	3,3	3,8	3,1	3,2
Min.	5,6	4	4	2,8	2,7	2,8	3,4	2,6	2,7

Cyclic operation



Warm up & Pull down

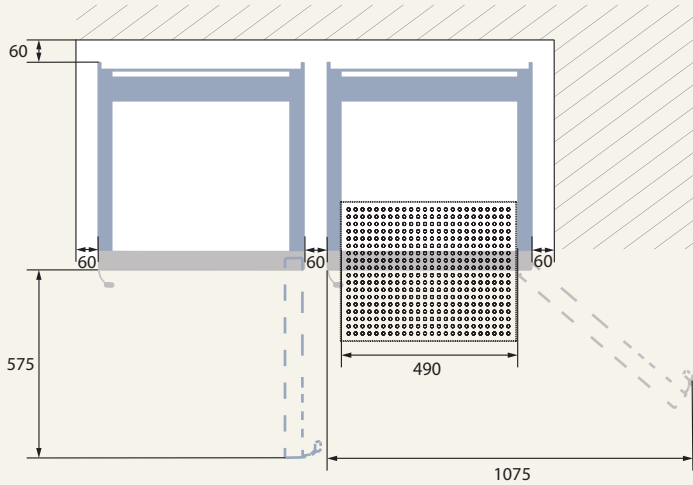


Typical Performance data

Avg. cabinet temperature	3,8°C
Peak variation from set-point	+2,5/-1,2°C
Stability in avg.	2,7°C
1 min. door open recovery to 6°C avg. temperature	15 min.
Cycle rate on/off	2,6/9,4 min.
Duty cycle	21,6%
Energy consumption	0,73 kWh/day
Pull down time to 6°C avg. temperature	50 min.
Hold over time from 5°C to 10°C	72 min.
Sample temperature does not exceed	8°C

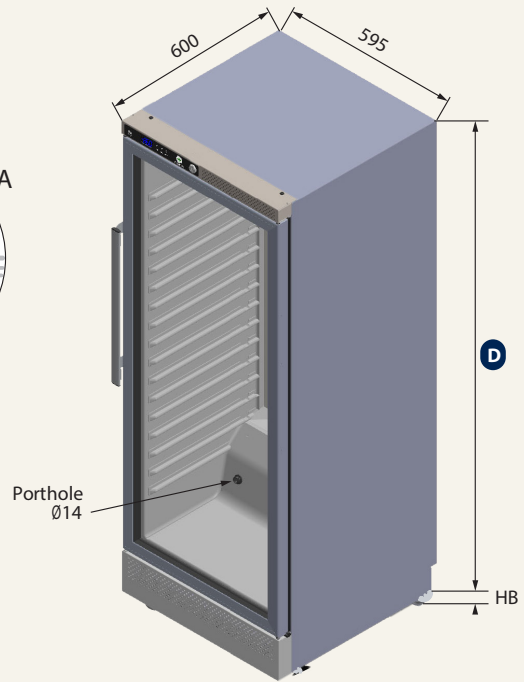
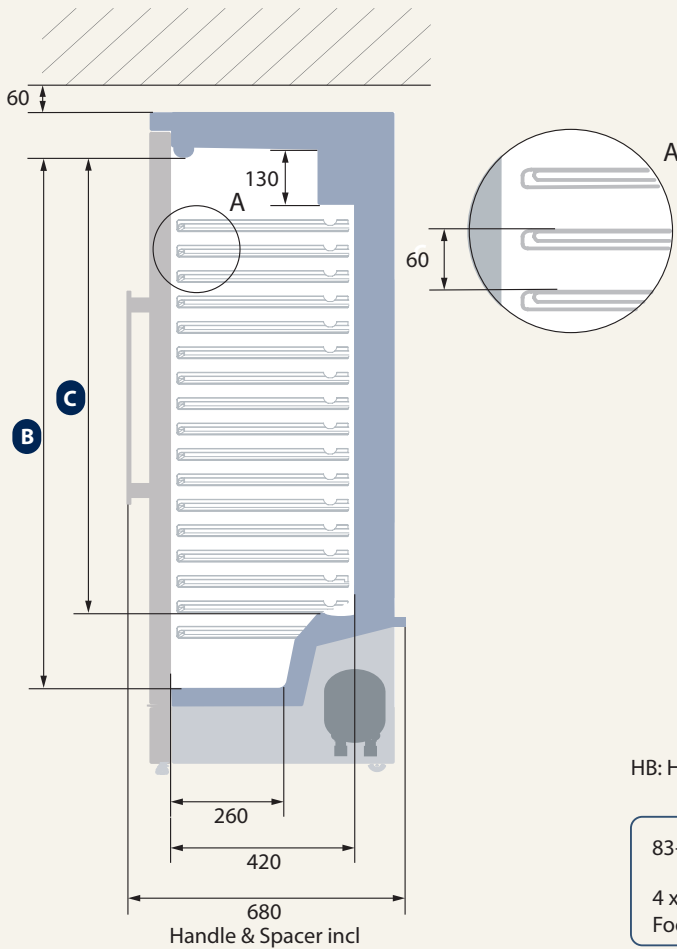


Dimensions






Model	B	C	D
AKS 337	1260	965	1535
AKS 397	1570	1175	1835

All measurements are in millimeters



HB: Height of base (HB is ajustastable when given value is xx-xxx)

83-101 
4 x Wheel with Footmaster

20-58  13 
Front: 2 x Ajustable foot Back: 2 x Castor