



BIOMEDICAL

R-350 ESSENTIAL

**GREAT CAPACITY AND
LOW POWER CONSUMPTION**

ECO MODE AVAILABLE

Vestfrost Solutions' innovative M series glass door cabinets are the perfect choice to display your products.



+2°C
+10°C

A built-in ECO function together with the optimized cooling system and hydrocarbon refrigerants save energy and reduces your carbon footprint.

Integrated LED light in the door frame offers full exposure of the stored contents while still maintaining a low operational cost.

The flexible and robust glass shelves can easily be adjusted to fit your products.

DIMENSIONS		VALUE
Dimension		1860x600x595
Packaging dimensions		1925x636x671
Weight		81 / 79
Volume		350 / 255
FEATURES		VALUE
Defrost tray		5 + 1 no.
No. of shelf		<input checked="" type="checkbox"/>
Lid color/type		White
Light inside lid		White / PS
Cabinet color		<input checked="" type="checkbox"/>
Inside color/material		<input checked="" type="checkbox"/>
Lock		<input checked="" type="checkbox"/>
Electronic display		<input checked="" type="checkbox"/>
COOLING		VALUE
Refrigerant / amount		R600a / 50g
Max ambient / Relative humidity		32 °C / 65 %
Energy 20 °C		0,826 kWh/24h set 5 °C
EEL		N/A
Noise		45 dB
Noise class		N/A dB
Voltage		220-240 V
Frequenze		50 Hz
Temperature range		+2 to +10 °C
Energy class		B
CONSTRUCTION		VALUE
Carton weight		0 kg
Eps weight		1,2 kg
Wood weight		0 kg
Plastic weight		0,4 kg



BIOMEDICAL

R-350 ESSENTIAL

**GREAT CAPACITY AND
LOW POWER CONSUMPTION**

ECO MODE AVAILABLE

Voltage/Frequency	Voltage/Hz	230V/50Hz	
Max Ambient	°C	32°C	
Max Humidity	% rh	65%	
PERFORMANCE		UNIT	VALUE
All data in RT20°C			
Temperature Range	°C		2 to 10
Uniformity in performance - difference between top and bottom	°C		+/- 0,8 °C
Pull down time	Minutes		27 min to 6°C
Hold over time	Minutes		69 min to 10°C
Noise	dB		45
Energy 24 hours	kWh/24h		0,962kWh/24h set 5°C
Energy year	kWh/year		35kWh/y set 5°C
Instant Power Consumption	kW		PD 0,18 /Stable 0,16
Heat Rejection	W		-
U-Value	W/m ² K		-
COOLING COMPONENTS			VALUE
Refrigerant/Amount (gram)			R600a/50gr
Number of compressors	pcs		1
Varibel speed compressor	Yes/No		No
Internal air distribution (type of)			Dual Air Stream
Evaporator Fan	Yes/No/Variable		Yes
Condenser Fan	Yes/No/Variable		No
Number of probes	pcs		2
Defrost	Yes/No		Yes - automatic
FEATURES			VALUE
Safety thermostat	y/n/optional		No
Lock	y/n		Yes
LED light	y/n		Yes
Battery Back Up For Controller	y/n/optional		Yes
Porthole	y/n - Ømm		Yes - Ø 12,7 mm
Dry contact	y/n		No
Castors	y/n/optional		Optional
Door	glass/solid		Glass
Reference Bottle	y/n/optional		No
Door closure	y/n/optional		Yes
Door reversibility	y/n		Yes
Automatic Hold 90°C	y/n		No
Vacum ventil + VIP (Vacum panel)	y/n		No
Bluetooth connection	y/n/optional		Yes
Aluminum shelf			Optional



BIOMEDICAL

R-350 ESSENTIAL

GREAT CAPACITY AND
LOW POWER CONSUMPTION

ECO MODE AVAILABLE

CONTROLLER		VALUE
Controller	y/n/optional	Danfoss
Controller type		ERC 112
USB Connection	y/n	No
Data connection		-
Controller abilities		-
Controller languages		No Language - only 3 digits
Logs/numbers	y/n	-
Alarms		"High and low temperature alarm Door alarm Probe failure"
Temperature curve in controller	y/n	No
STORAGE		VALUE
SPOR Full length half length		21 Full/2Half
Shelves Full length half length		5Full/1Half
Gross Volume		350
Net Volume		255
Max loading total		
DIMENSIONS AND CONSTRUCTION		VALUE
Inner Height (Net)	mm	1550
Inner Width (Net)	mm	500
Inner Depth (Net)	mm	415
Height + (Feet)	mm	1860
Width	mm	595
Depth (Rear point to door front)	mm	595
Depth (including doorhandle)	mm	-
Brutto weight	kg	81,0
Netto weight	kg	79,0
Packing	Kg	2
Material Inner cabinet		White/PS
Material Outer Cabinet		Painted steel
Insulation thickness	mm	42
Insulation type		"Polyurethane with cyclopentane"
Mobility		"2 feet front 2 wheels back"
Type of packaging		EPS
REFERENCE		
Uniformity in performance - difference between top and bottom	TR	TR23125
Pull down time (from 25 to fabric setpoint)	TR	TR23125
Hold over time (From fabric SP to -25, -40 and -60) Empty	TR	TR23125
Hold over time (From fabric SP to -25, -40 and -60) Full	TR	TR23125
Energy 24 hours	TR	TR23125
Energy year (beregnet ud fra Energy 24 hours)	Kwh/year	351
Noise	45	According to EU standard
Humidity	TR	TR23125

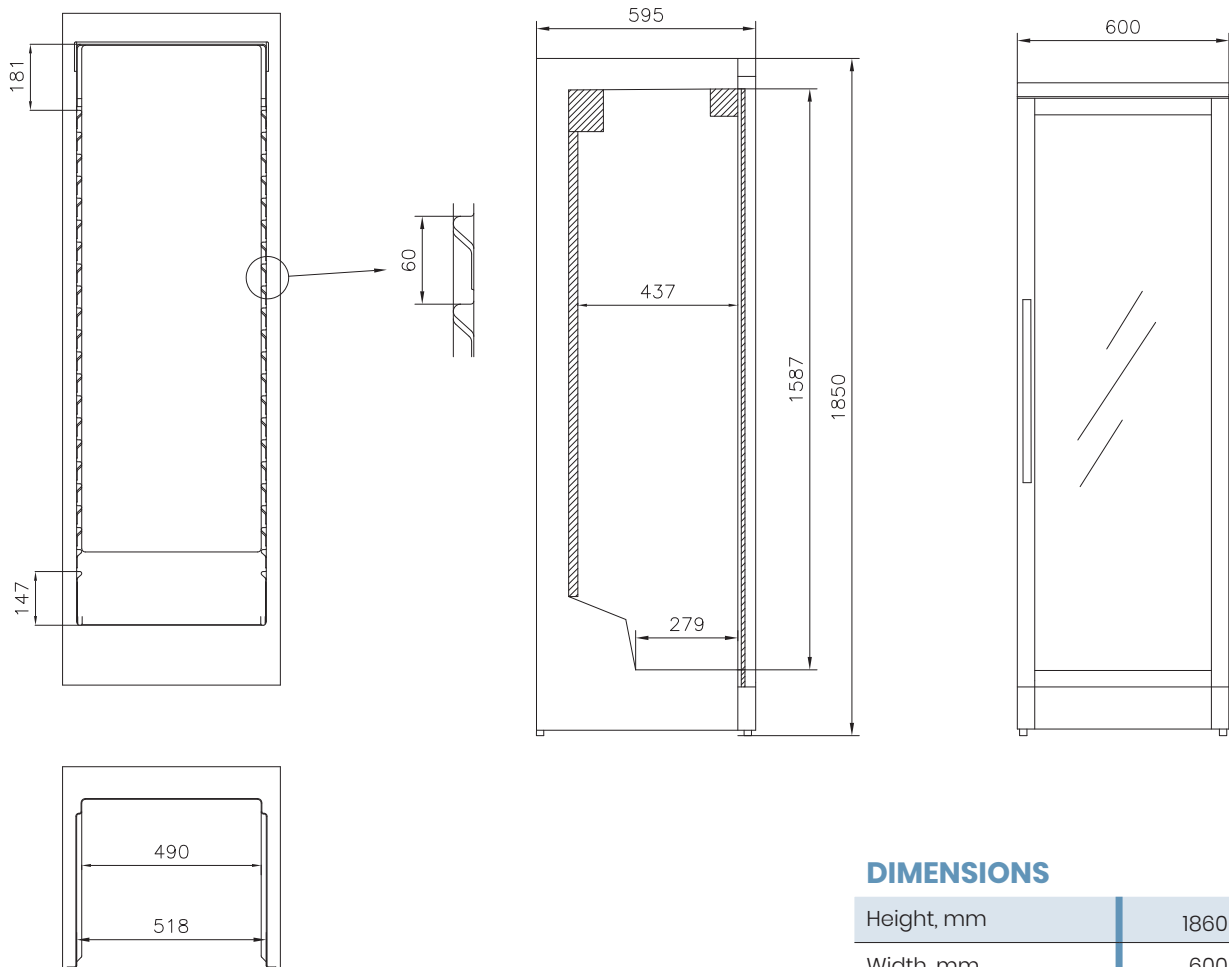


BIOMEDICAL

R-350 ESSENTIAL

GREAT CAPACITY AND
LOW POWER CONSUMPTION

ECO MODE AVAILABLE



DIMENSIONS

Height, mm	1860
Width, mm	600
Depth, mm	595
Incl. handle, mm	640
Incl. open door, mm	1180

All measurements in mm.



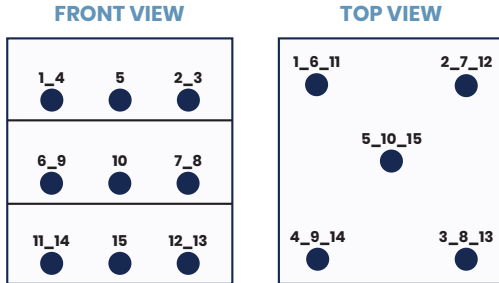
BIOMEDICAL

R-350 ESSENTIAL

GREAT CAPACITY AND
LOW POWER CONSUMPTION

ECO MODE AVAILABLE

SENSOR POSITION

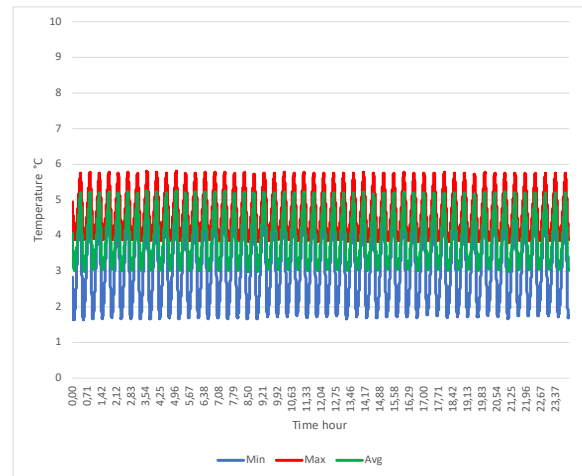
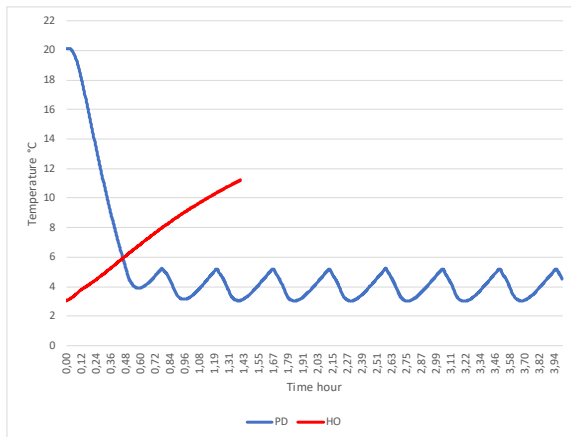


MODEL R-350 ESSENTIAL

Test environment	Controlled conditions
Sensor used	25gr tinned brass formed as a cylinder with a diameter of 15,2mm
Installation	Appliance installed according to instruction manual condition
Refrigerant	R600a

SENSOR TEMPERATURE WITH SET POINT 5°C IN STABLE CONDITION 24HR AMBIENT 20°C

1	2	3	4	5	6	7	8	9	10	11	12	13	14	15	
4,1	4	4,5	4,6	4,2	3,2	3,2	3,7	4,1	3,5	4,6	3,5	3,9	4	3,8	Avg
5,5	5,4	5,3	5,8	5,5	4,9	5,2	5,2	5,5	5,1	5,3	5	5,3	5	4,8	Max
3	2,9	3,8	3,8	3,3	2	1,6	2,5	3,1	2,5	4,1	2,5	2,8	3,4	3,1	Min



TYPICAL PERFORMANCE IN AMBIENT 20°C - EMPTY CABINET

Average Cabinet Temp at 5°C setpoint	3,9	°C
Uniformity	1,4	°C
Stability	2,2	°C
1 min door open recovery to 6 °C	6	min
Cycle rate on/off	7/22	min/min
Duty cycle	23	%
Energy consumption	0,962	kWh/day
Pull down time to 6°C	27	min
Hold over time from avg to 10°C	69	min
Heat Rejection	-	W
U-Value	-	W/m ² *K
Noise	45	dB